

**DRAWING PORTFOLIO- drawing portfolios primary concentrate on MARK MAKING on flat surfaces. – use these ideas as starting points but others can be done...key words in bold**


1. Do a drawing of a futuristic or realistic cityscape .i.e., Dallas in the year 2050 (keep in mind rules of one, **two, and three-point perspective**).



2. Do a portrait, self-portrait, still-life, or landscape using either a **complimentary, analogous, or split-complimentary color scheme** (you may use black and white as well as shades and tints of the chosen hues).



3. Do a close up of a subject work from a photo – create the entire piece in monochromatic black white and grey and take one part (4x6) and do a color detail of the piece. – open medium



4. Do some exploration with mixed media. Do a piece (portrait, self-portrait, landscape or still-life) in which you use at least three different medium i.e., a wet medium, a dry medium and some collage element.



5. Do graphite drawing of a **still-life** arrangement that consists of **reflective objects** your home. Your goal is to convey a convincing representation with a full range of values. To add interest to the composition, you might also want to render yourself being reflected in the objects.



6. **Still life from Unique Point of view:** Create a still life arrangement of objects and create a close up of the composition either from above or below. Photos may be used to assist in the drawing of the composition.




7. Create a drawing of an **unusual interior** for instance, looking inside a closet, cabinet, refrigerator, inside your car...use your imagination!



8. Do a drawing of **your hands in a variety of poses**. You must carefully plan your composition in order for the separate units to work together visually



9. Do a color-rendering of a still life arrangement consisting of your family member's shoes try to convey some "sense" of each of your individual family member's distinct personalities in your piece.- try this as a mixed media piece!




10. Do a drawing of your worldly treasures arranged in an interesting still-life composition.  
11. Create a **self-portrait that mimics a famous portrait.**


Evaluate all work that is intended for the final portfolio and carefully consider the inclusion of any pieces completed prior to the course or completed outside the instruction offered in this course.

***2D Design PORTFOLIO – all assignments are open medium. 2-D may incorporate digital media, mixed media, collage and photograph where Drawing Portfolio cannot. Use these projects as starting points but others can be done.***

- I. Metamorphosis** – open medium series of works that begin with representational interpretations and evolve into abstraction.



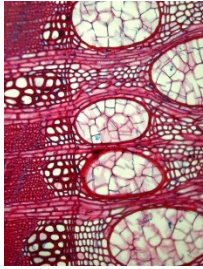
- 2. An exploration of patterns and designs found in nature and/or culture.**



3. A series of **landscapes** based upon personal experience of a particular place in which composition and light are used to intensify artistic expression.



4. Development of a series of identity **products** design (logo, letterhead, signage, etc.) for imaginary businesses.
5. **Abstractions** developed from cells and other microscopic images



6. **Interpretive portraiture** or figure studies that emphasize dramatic composition or abstraction.



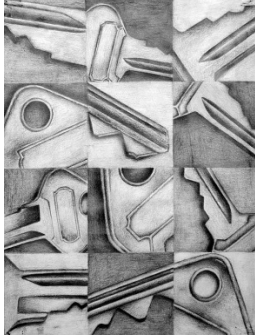
7. A series of fabric designs, apparel designs, or weavings used to express particular themes.



8. A composition/image created solely from text or fonts – Value established thru size of text and addition or reduction of white space between letter forms.



9. Image of the same item – enlarged 9 times in 9 different views



**It is also recommended that you work in a personal sketchbook/visual journal/ altered book. Throughout the year if you do not do this work, you will not pass the first 9 week period.**

**I also want you to take time over the summer to think about ideas that you may want to pursue as a concentration.**

## On line Resources:

---

1. Check out the AP College Board web site for examples of past portfolios
2. Pinterest is a great place to get ideas for AP assignments/projects
3. Google Images search "AP Student art projects"
4. High School Art Lessons Incredible art  
<http://www.incredibleart.org/lessons/high/highlessons.html#grade>